

# MIKE'S PRO SHOP SUMMER TRIOS

## Results after 5th week

	WON	LOST	T-PINS	H-GAME	H-SET	WEEK	19-20	21-22	23-24
1ST Whoops	87	33	12389						
2ND Vino Tinto	71	49	12527						
3RD Encredible Edibles	66.5	53.5	12085			6P	2-5	3-1	4-V
4TH La Raza	56	64	11547			6P			
5TH 305 Tax	46	74	11817			7P			
6TH Vacant Team						7R	3-2	4-5	1-6
						8P			
						8R	5-6	1-2	3-4
						9P			
						9R	1-4	5-3	6-2

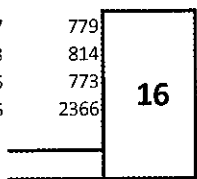
The last 2 weeks of bowling must be paid by the 6th week!

### LANE ASSIGNMENTS JUNE 23

Games	19-20	21-22	23-24
Games 1-2	3-1	4-6	2-5
Games 3-4	1/2	3/4	5/V

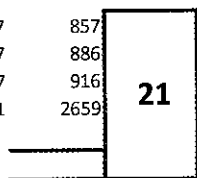
#### TEAM 1

	WON	LOST	T-PINS	H-GAME	H-SET	PINS	GAMES	AVERAGE
204 Armando Fernandez	173	219	210	177	779	3957	20	197.9
171 Julian Fernandez	230	222	179	183	814	814	4	203.5
196 Alec Osorio	186	209	213	165	773	3886	20	194.3
571	1239		1127		2366			



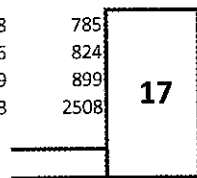
#### TEAM 2 Whoops

	WON	LOST	T-PINS	H-GAME	H-SET	PINS	GAMES	AVERAGE
207 Phil Casarino	230	227	233	167	857	4235	20	211.8
198 Sherry Cockfield	231	227	181	247	886	3815	20	190.8
215 Ed Koconis	237	235	177	267	916	4339	20	217.0
620	1387		1272		2659			



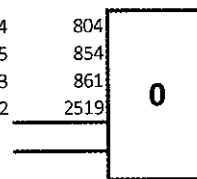
#### TEAM 3 The Incredible Edibles

	WON	LOST	T-PINS	H-GAME	H-SET	PINS	GAMES	AVERAGE
204 Graciela Dube	208	194	235	148	785	3759	20	188.0
217 Jim Porter Jr	235	187	206	196	824	4137	20	206.9
201 Andres Galmez	261	276	173	189	899	4189	20	209.5
622	1361		1147		2508			



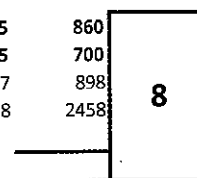
#### TEAM 4 305 Tax

	WON	LOST	T-PINS	H-GAME	H-SET	PINS	GAMES	AVERAGE
198 Carlos Caro	154	248	208	194	804	1515	8	189.4
197 Rene Fundora	207	268	194	185	854	3905	20	195.3
200 Emelio Molinary	183	244	221	213	861	3365	16	210.3
595	1304		1215		2519			



#### TEAM 5 Vino Tinto

	WON	LOST	T-PINS	H-GAME	H-SET	PINS	GAMES	AVERAGE
220 Yuk Ming Lau	215	215	215	215	860	3601	16	225.1
191 Hector Nolivos	175	175	175	175	700	2974	16	185.9
214 Ruben Jaramillo	235	203	183	277	898	4181	19	220.1
625	1218		1121		2458			



#### TEAM 6 Vacant Team

